



TEACHING SCIENCE

With *Interactive
Notebooks*



Kellie Marcarelli

Foreword by Rodger W. Bybee


"Easy to read, with good examples and illustrations. The rationale is spelled out for every step, the setup for the interactive notebook is clearly explained, and you can hear the enthusiasm of the author, which makes the reader enthusiastic about trying the strategy."

—Maria Mesires, Seventh-Grade Science Teacher
Case Middle School, Watertown, NY


"In an era when science teachers are being asked more and more to teach writing skills and build science literacy, this book presents an engaging and creative way to answer that challenge and encourage the use of higher-order thinking skills."

—Michael Baker, Eighth-Grade Science Teacher
Memorial Middle School, Albany, OR


Other Books From Corwin:



ISBN: 978-1-4129-4180-8



ISBN: 978-1-4129-5614-7



ISBN: 978-1-4129-6289-6

Increase student learning in the inquiry-based science classroom!

Interactive notebooks allow students to record and analyze observations, reflect on their learning, and self-assess their work. *Teaching Science With Interactive Notebooks* gives educators a step-by-step process for introducing notebooks and using them to develop students' communication skills, cognitive organization skills, and sense of responsibility for their own learning.

Packed with examples from actual student notebooks, this detailed guide explains the unique features that make interactive notebooks more effective tools than conventional notebooks for science classrooms. This resource

- Describes the nuts and bolts of implementing interactive notebooks, including execution, time management, and grading
- Uses the 5E Learning Cycle (engage, explore, explain, elaborate/extend, evaluate) as the framework for science instruction
- Emphasizes the importance of writing in science and provides strategies for modeling effective writing
- Explores strategies to encourage collaborative student inquiry and foster whole-class discussions

By implementing interactive notebooks in your classroom, you can gain deeper insight into each student's understanding, learning progress, and thinking!



2455 Teller Road
Thousand Oaks, CA 91320
T: (800) 233-9936
F: (800) 417-2466
Corwin.com



ISBN 978-1-4129-5403-7



9 0000



9 781412 954037

Contents

Foreword	ix
<i>Rodger W. Bybee</i>	
Preface	xi
How This Book Is Arranged	xii
Special Features	xiii
Who This Book Is For	xiii
Next Steps	xiii
Acknowledgments	xv
About the Author	xvii
1. Introduction	1
What Is an Interactive Notebook?	2
How Are Interactive Notebooks Used?	2
What Are the Benefits of Using Interactive Notebooks?	3
What Research Supports Using Interactive Notebooks?	5
A Closer Look at How Notebooks Support Effective Instruction	7
What You Need to Know to Begin	17
Classroom Snapshot	19
Summary	19
2. Organizing Notebooks for Learning	23
The Components of the Science Unit	24
Notebooks and the Learning Cycle	24
Making Connections for Deeper Understanding	26
The Genesis of the "Aha" Experience	26
The Aha Connections	27
The Steps From the Aha Connections to the Aha Thesis	29
The Trigger Assignment	31
Using the Teacher Notebook to Plan	35
Summary	39
3. Gaining Student Buy In and Ownership	41
Personalizing the Interactive Notebook Visual Page	42
Personalizing Unit Cover Pages	42
Valuing Ideas and Promoting Community	45
Choice, Connections, and Creativity	47

The Need for Flexibility	49
A By-Product of Ownership	49
Summary	51
4. Using Notebooks During Investigations	53
A Classroom Investigation	54
Developing Student Thinking	57
Engage and Explore: A Closer Look at the Input Page	59
The Role of Questions	61
Elaborate and Extend: A Closer Look at the Output Page	62
Metacognitive Thinking	63
Promoting the Use of Scientific Language	66
A Continuum of Teacher-Student Interactivity	69
Summary	71
5. Getting Started: The First Three Days	73
Choosing the Notebooks	74
Day One	75
Day Two	79
Day Three	81
Summary	94
6. Using the Notebooks: Days Four to Seven	95
Day Four	96
Day Five	97
Day Six	103
Day Seven and Following	107
Day-By-Day Review	108
Summary	109
7. Learning Through Writing	111
Challenges in Implementing Writing	112
Crosscurricular Connections	112
Forms of Writing in the Interactive Notebook	113
Modeling Writing	113
Procedure Writing	114
Summary and Conclusion Writing	114
Writing a Self-Reflection	119
Writing a Thesis Paper	119
Assessment	127
Summary	130
8. Learning Through Discussion	133
Features of Accountable Talk	134
Introducing Accountable Talk	135
Strategies for Accountable Talk	136
Talking Tasks	138
Whole-Class Discussions	140

Effective Questions and Discussion	141
The "Accountable Talk" Classroom	142
Summary	143
9. Conclusion	145
Student Benefits	146
Teacher Benefits	151
 Resource A: Reproducibles	 153
1. Interactive Notebook Rubric	154
2. Aha Connections Visual Outline	155
3. Words of Wisdom About the Aha Connections Visual Outline	156
4. Why We Keep Interactive Notebooks in Science	157
5. Interactive Notebook Thinking Processes	158
6. Constructing the Aha Connections Pages	159
7. How to Write an Aha Connections Thesis	160
8. How to Write a Self-Reflection	161
9. Table of Contents for Your Interactive Notebook	162
 Resource B: Crosscurricular Connections	 163
 References and Further Reading	 169
 Index	 171



Additional materials and resources related to
Teaching Science With Interactive Notebooks can be
 found at <http://www.corwin.com/teachingscience>.