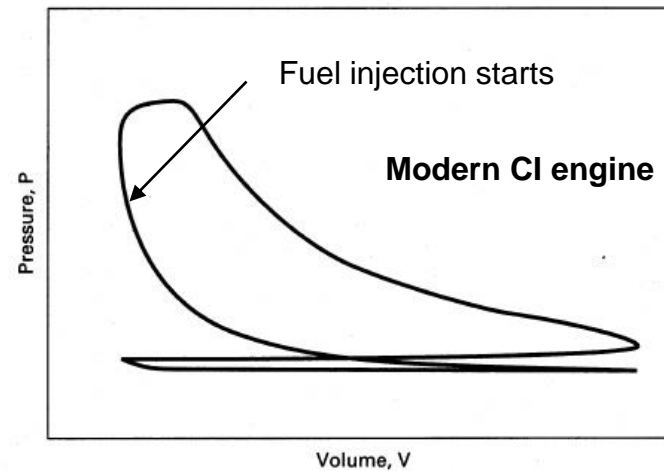
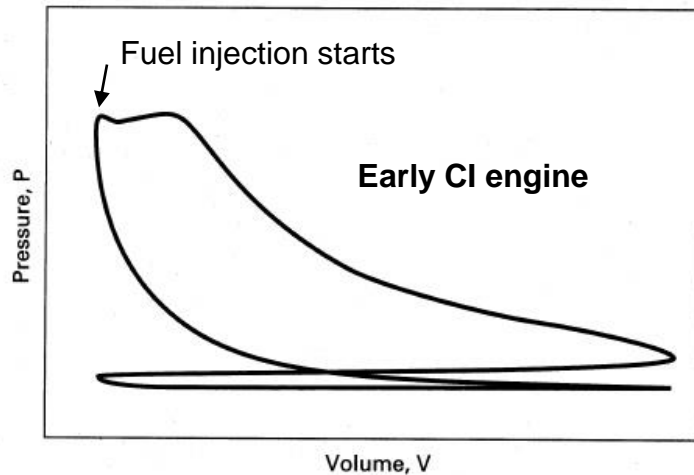


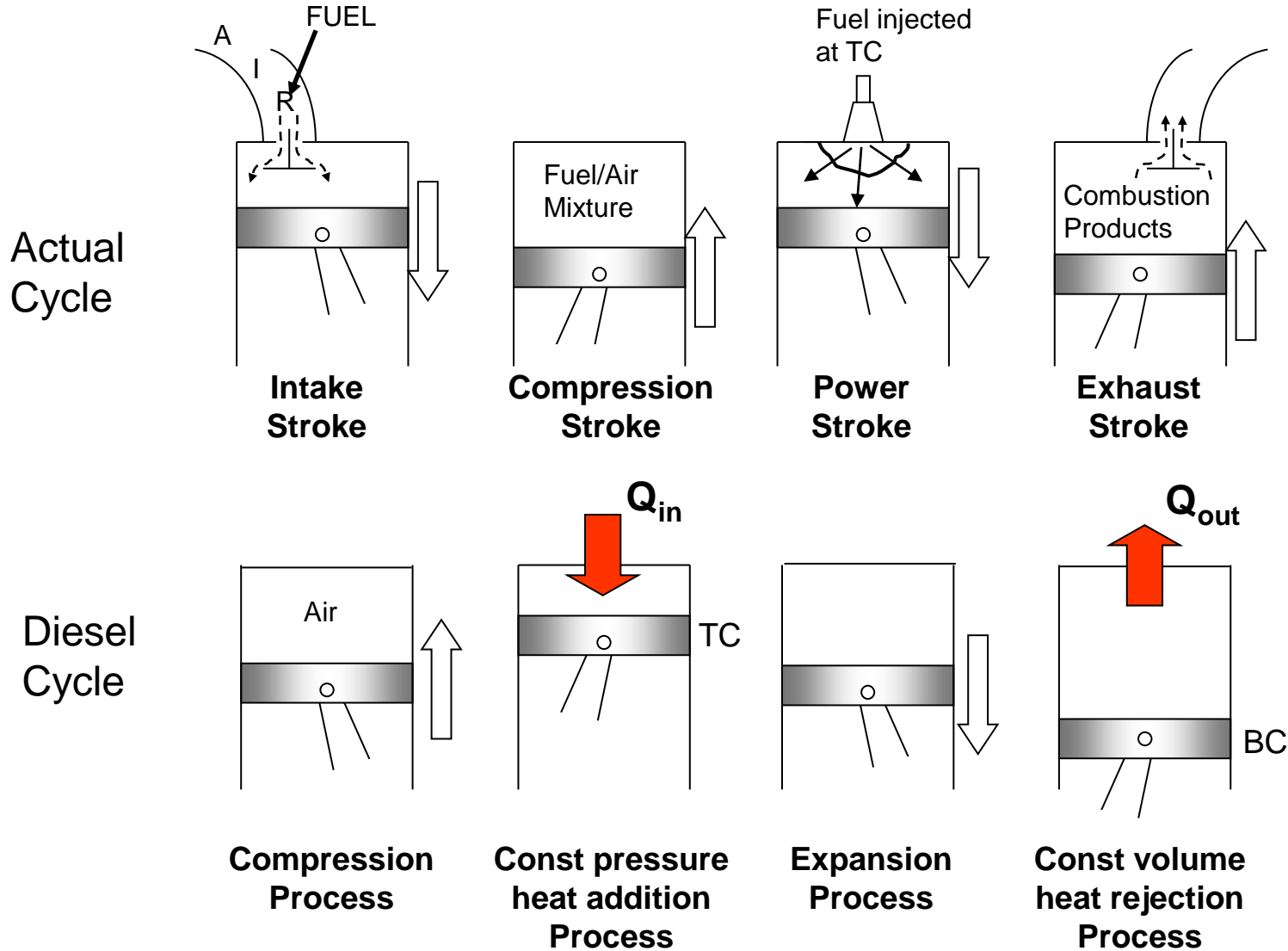
Thermodynamic Cycles for CI engines

- In early CI engines the fuel was injected when the piston reached TC and thus combustion lasted well into the expansion stroke.
- In modern engines the fuel is injected before TC (about 20°)



- The combustion process in the early CI engines is best approximated by a constant pressure heat addition process → **Diesel Cycle**
- The combustion process in the modern CI engines is best approximated by a combination of constant volume & constant pressure → **Dual Cycle**

Early CI Engine Cycle vs Diesel Cycle



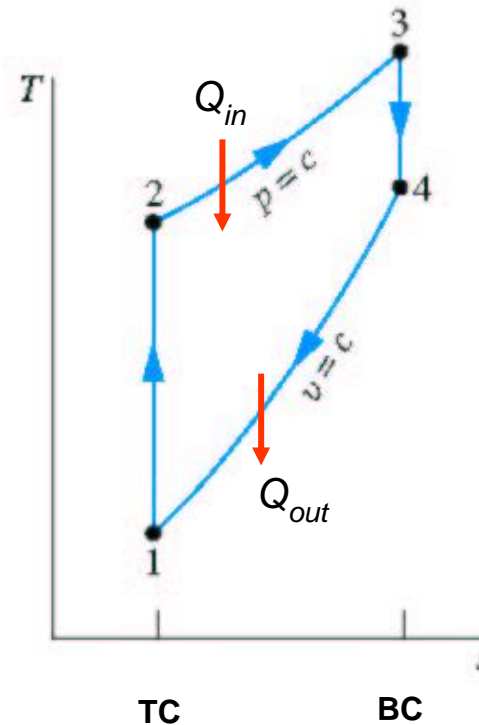
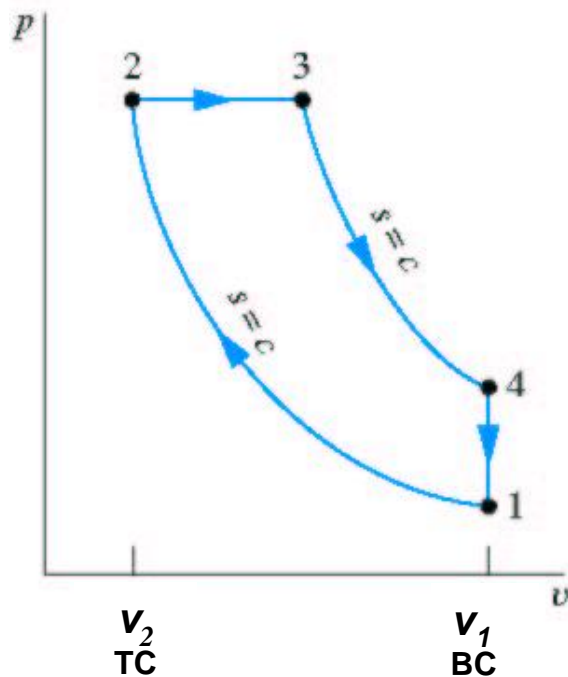
Air-Standard Diesel Cycle

Process 1 → 2 Isentropic compression

Process 2 → 3 Constant pressure heat addition

Process 3 → 4 Isentropic expansion

Process 4 → 1 Constant volume heat rejection



Cut-off ratio:

$$r_c = \frac{v_3}{v_2}$$

First Law Analysis of Diesel Cycle

Equations for processes $1 \rightarrow 2$, $4 \rightarrow 1$ are the same as those presented for the Otto cycle

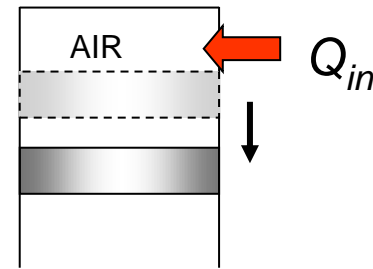
$2 \rightarrow 3$ Constant Pressure Heat Addition

$$(u_3 - u_2) = \left(+\frac{Q_{in}}{m}\right) - \frac{P_2(V_3 - V_2)}{m}$$

$$\frac{Q_{in}}{m} = (u_3 + P_3v_3) - (u_2 + P_2v_2)$$

$$\boxed{\frac{Q_{in}}{m} = (h_3 - h_2)}$$

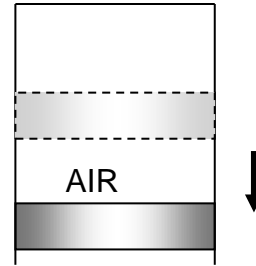
$$P = \frac{RT_2}{v_2} = \frac{RT_3}{v_3} \rightarrow \boxed{\frac{T_3}{T_2} = \frac{v_3}{v_2} = r_c}$$



3 → 4 Isentropic Expansion

$$(u_4 - u_3) = \frac{\cancel{\phi}}{m} - \left(+ \frac{W_{out}}{m} \right)$$

$$\boxed{\frac{W_{out}}{m} = (u_3 - u_4)}$$



$$\frac{v_{r_4}}{v_{r_3}} = \frac{v_4}{v_3} \quad \text{note } v_4 = v_1 \text{ so } \frac{v_4}{v_3} = \frac{v_4}{v_2} \cdot \frac{v_2}{v_3} = \frac{v_1}{v_2} \cdot \frac{v_2}{v_3} = \frac{r}{r_c} \rightarrow \boxed{\frac{v_{r_4}}{v_{r_3}} = \frac{v_4}{v_3} = \frac{r}{r_c}}$$

$$\frac{P_4 v_4}{T_4} = \frac{P_3 v_3}{T_3} \rightarrow \boxed{\frac{P_4}{P_3} = \frac{T_4}{T_3} \cdot \frac{r}{r_c}}$$

Thermal Efficiency

$$\eta_{\text{Diesel cycle}} = 1 - \frac{Q_{\text{out}}/m}{Q_{\text{in}}/m} = 1 - \frac{u_4 - u_1}{h_3 - h_2}$$

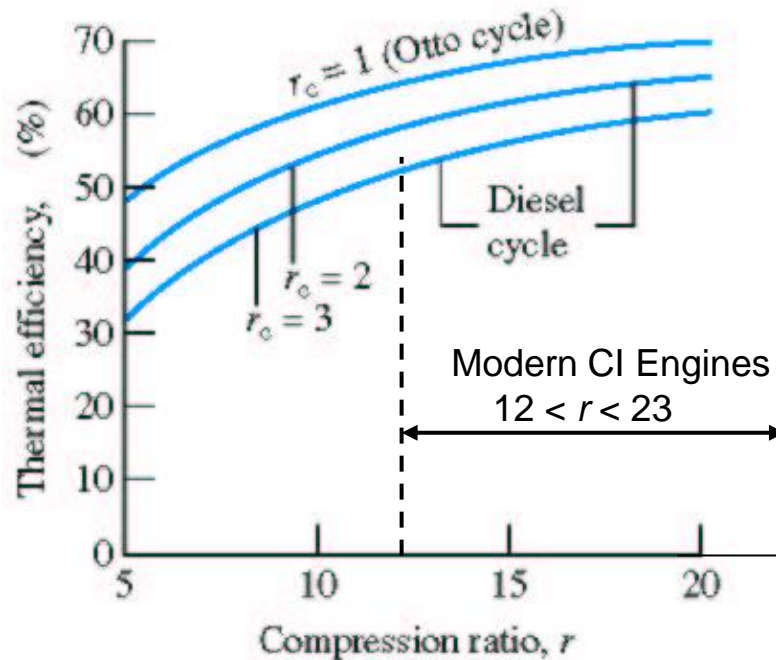
For cold air-standard the above reduces to:

$$\eta_{\text{Diesel const } c_v} = 1 - \frac{1}{r^{k-1}} \left[\frac{1}{k} \cdot \frac{(r_c^k - 1)}{(r_c - 1)} \right] \quad \text{recall,} \quad \eta_{\text{Otto}} = 1 - \frac{1}{r^{k-1}}$$

Note the term in the square bracket is always larger than one so for the same compression ratio, r , the Diesel cycle has a *lower* thermal efficiency than the Otto cycle

When $r_c (=v_3/v_2) \rightarrow 1$ the Diesel cycle efficiency approaches the efficiency of the Otto cycle

Thermal Efficiency



The cut-off ratio is not a natural choice for the independent variable
 A more suitable parameter is the heat input, the two are related by:

$$r_c = 1 - \frac{k-1}{k} \left(\frac{Q_{in}}{P_1 V_1} \right) \frac{1}{r^{k-1}} \quad \text{as } Q_{in} \rightarrow 0, r_c \rightarrow 1 \text{ and } \eta \rightarrow \eta_{Otto}$$